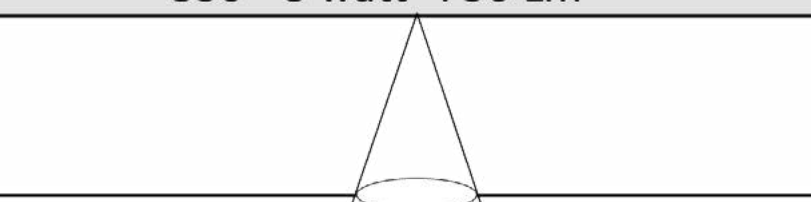

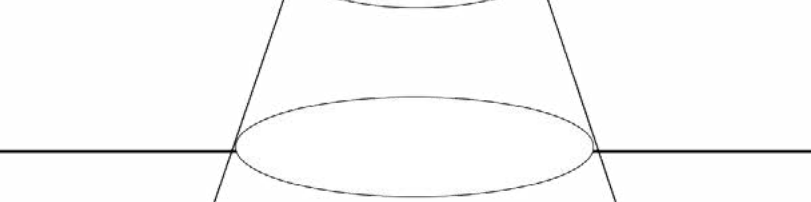
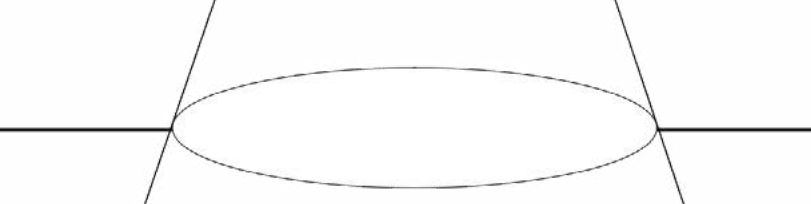




FLAT 090 G2		830 - 8 watt 750 Lm		93d	149d
1.0	282			2.09	7.16
2.0	70			4.19	14.32
3.0	31			6.28	21.48
4.0	18			8.38	28.63
5.0	11			10.47	35.79
6.0	8			12.57	42.95
Ht (m)	Lux			Beam<	Field<